



BISHOPSWOOD INFANT SCHOOL

Bishopswood Infant & Junior Schools
Barlows Road
Tadley
Hampshire
RG26 3NA

Infant 0118 9812836



Executive Headteacher: Mr G Golding

Early Years Newsletter

Friday 6th November

Dear Parents,

This half term we are learning about different celebrations. The children have enjoyed learning about Bonfire Night and Guy Fawkes this week. They have been talking about the fireworks they have seen and exploring the sounds they made. We have also all enjoyed singing songs around the campfire at school!

Next week we are going to be learning all about the Hindu festival, Diwali. We will be tasting some traditional snacks eaten during Diwali so please let your class teacher know if your child has any allergies we may not already be aware of. We will also be learning about birth and birthdays. We will be talking about when we were born and that we celebrate our birthday once a year. Please could your child bring in a named photograph of themselves as a **baby or toddler on Monday 23rd November**. Photos will be returned at a later date.

PE

This term our PE weeks will be:

Monday 16th November – Friday 20th November

Monday 7th December – Friday 11th December

Please make sure hair is tied back and if your child wears earrings, they are covered using medical tape. During these weeks we will also be spending time outside, visiting our mud kitchen and exploring the changes to the world around us. Please make sure your child has a bag of spare named clothes in school.

Christmas



Due to current restrictions, we are sadly not able to partake in our normal Christmas events this year, however we will still be planning lots of fun, festive activities for the children. We will try to include you as much as possible in these, however we will give more information closer to the time.

Reading


Please make sure you are reading regularly with your child and recording when they read to you in their monkey book. Please see below as an example of comments that could be written in the monkey book. **This should be done at least 3 times a week**. We collect the monkey books on a Friday to check and use this information as part of our whole school reading race competition. Please can all reading books be kept in the book bags, so that we are able to change them with your child when we read with them at school. Further information on the reading race will be sent in a separate letter.

Phonics

Usually at this time of year we would be inviting you in to find out a bit more about how we teach phonics (learning how to read and write) in school and how to support your child at home. Due to COVID-19 we are unable to do this, therefore we will be sharing information with you via email and on our website. This will be sent to you next week, which will include some information for parents, as well as resources to support their learning at home.



Date	Book title and page number	Parent/Teacher/Pupil Comments
	 <p>You did it! You are now a Lilac level reader! Here is what you need to do while reading in this level.</p> <ul style="list-style-type: none"> I can use a book by myself I can find the front and back covers I can turn the pages by myself I can use <u>my</u> finger to point to the pictures I can use the pictures to talk about the story or information I can use the pictures to retell the story in the correct order. I will read my Lilac book at least three times a week and my grown up will write it in my monkey book. 	
OCT 16th 2020		
OCT 17th 2020	At THE MATCH All	Pointed out the source of the sounds and knew what the sounds should be. Started thinking about how the story would go
OCT 19th 2020	At THE MATCH All	Thinking more about the story. Who wins the match. What people are thinking or saying. Done Well
OCT 19th 2020	The Gruffalo Child All	Loves listening to this book Talked about the rhyming words.

Date	Book title and page number	Parent/Teacher/Pupil Comments
20-10-20	The Mouse and Elephant	████ told me the story using pictures very well and good sentences spoken too. Well done!
OCT 20th 2020	The Mouse + The Elephant	████ told the story, then we went back through it and thought about what the animals the saw/heard/felt
OCT 22nd 2020	..	Expanded on feelings and also what they might have said to each other. Doing really well
OCT 24th 2020	..	Read + listened well Also tried clarifying some of the phrases that he has been learning

Words to learn _____ Amazing reading 
 _____ cat home!
 _____ Please keep up the good work and continue recording too
 _____ Thankyou!

Progress _____

Date: _____

Date	Book title and page number	Parent/Teacher/Pupil Comments
	 <p>You did it! You are now a Lilac level reader! Here is what you need to do while reading in this level.</p> <ul style="list-style-type: none"> I can use a book by myself I can find the front and back covers I can turn the pages by myself I can use <u>my</u> finger to point to the pictures I can use the pictures to talk about the story or information I can use the pictures to retell the story in the correct order. I will read my Lilac book at least three times a week and my grown up will write it in my monkey book. 	
OCT 16th 2020	████ read feed the birds	████ told me the story at behind the pictures. And he loved the colours in the peacock at the end. D.K
19/10	Feed the birds.	████ was very excited to show me his new book and introduce me to the peacock! K.K
20/10	Feed the birds	████ told me what was happening in each picture. He shows good comprehension and understanding of...

Date	Book title and page number	Parent/Teacher/Pupil Comments
21-10-20	The Elves & the Shoemaker	████ enjoyed talking about the pictures. NB
21/10/20	The elves & the shoemaker	████ understood exactly who the shoe maker was and told me "he makes shoes" K.K
2-11	Dogs in the Mud!	great recording of █████ reading at home It's great! Thankyou! ☺ Today he enjoyed all about the dogs. ☺
5-11	Dogs in the mud.	████ read the book using the pictures to tell the story. He had a good understanding of what was happening in...

Words to learn _____

Progress _____

Date: _____

Thank you for your on-going support and co-operation.

The Early Years Team,