








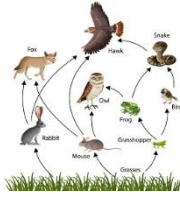





Learning Challenge Homework Year 3 - Summer 2 – What should you eat to keep healthy?

English / PSHE	Art & Design	Maths	Science	Outdoor Learning																		
<p>Talk to your grown ups and find out about their job. What do they like about it? Is there anything they don't like about it? What is their 'dream' job? Perhaps you could ask your grandparents about their jobs and compare them.</p>	<p>Design a new sports kit. It could be for any sport – football, tennis, dance, swimming. You could even design a new school PE kit!</p>	<p>Ask your family and friends about their favourite fruit. Draw a Tally chart to show your results.</p> <table border="1" data-bbox="1088 336 1303 496"> <thead> <tr> <th>Fruit</th> <th>Tally</th> <th></th> </tr> </thead> <tbody> <tr> <td>apple</td> <td> </td> <td>6</td> </tr> <tr> <td>strawberry</td> <td> </td> <td>7</td> </tr> <tr> <td>banana</td> <td> </td> <td>8</td> </tr> <tr> <td>orange</td> <td> </td> <td>4</td> </tr> <tr> <td>grapes</td> <td> </td> <td>5</td> </tr> </tbody> </table>	Fruit	Tally		apple		6	strawberry		7	banana		8	orange		4	grapes		5	<p>Keep a food diary for a week. Write down your breakfast, lunch, main meals, drinks and you could add your snacks too.</p> 	<p>Go out for a ride on your bike, scooter, roller skates or skate board. Don't forget your safety gear and helmet! Have fun!</p> 
Fruit	Tally																					
apple		6																				
strawberry		7																				
banana		8																				
orange		4																				
grapes		5																				
<p>Research a famous sports person. Write about them. What are they famous for? What were they like as a child?</p>	<p>Paint or sketch your favourite foods. You could use food to print with.</p>	<p>Get your family to join in with a sports day activity. Use a timer to see who is the fastest.</p>	<p>Design a new ice cream flavour. Draw and label your design.</p> 	<p>Design an obstacle course outside. Draw a map to show what you have to do. You could add instructions or pictures to help.</p>																		
<p>Design a menu. It could be a family evening meal or a meal for a special occasion. Make sure you describe the meal. Maybe there will be more than one course!</p>	<p>Make a food or animal collage using different materials.</p> 	<p>Make a tasty snack using a recipe. Make sure you use scales to measure the ingredients correctly!</p> 	<p>Design a poster to stop litter pollution.</p> 	<p>Hold a family sports day. Plan the activities you will do. What about running, egg and spoon, skipping, hopping, jumping, dribbling a ball...</p>																		
<p>Read 'Charlie and the Chocolate Factory' by Roald Dahl. Watch the film. Write a short review about it.</p> 	<p>Make a picture with food – and then eat it! Make sure your hands are really clean!</p> 	<p>Create a plate of food using different 2D shapes. It could be a balanced plate of foods or your favourite meal.</p> 	<p>Design a food chain using animals. (You should remember doing this in year 2.)</p> 	<p>Go on a litter pick and help to clean up where you live. See how much you collect. Throw away or recycle the litter carefully. Remember to wash your hands afterwards!</p> 																		

One piece of learning challenge homework must be completed each week ready to be handed in each Friday. You can stick it in to your green Home Learning Book, or, simply tell us what you have done. Please feel free to make and create things that cannot be recorded in your book! This homework should take a minimum of 30 minutes and we hope, will be lots of fun.