


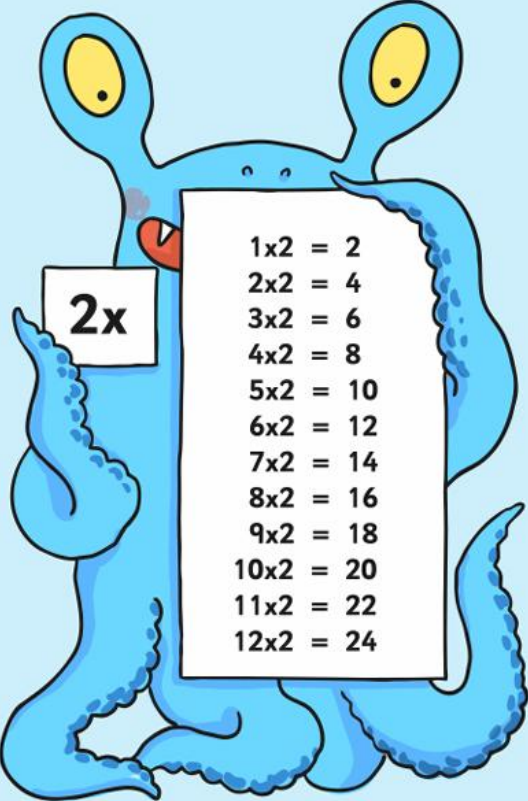
Homework Grid – Year 2 – Summer Term 2

<p>Create a poster that explains what we need to do to keep our bodies healthy. This could include, diet, exercise, handwashing and brushing teeth.</p>	<p>Complete some exercise. Think about how your body feels before, during and after it. Does it feel the same after all exercise? Take a photo of yourself being active to show us!</p>	<p>Reuse and recycle things that would usually have been thrown away. Make something creative out of them. Bring in to show or take some photos of your creation.</p>
<p>Plant some seeds in your garden or a pot. Watch them grow and record what happens. You could draw pictures, take photos or record how tall it is. (Quick growing seeds include: beans, radishes, cress, sweet peas, marigolds, and lettuce)</p>	<div style="text-align: center;">  <p>Healthy humans, healthy planet – How can we help?</p>  </div>	<p>Help someone at home to cook a meal. You could take pictures of what you have cooked to tell us about it in school.</p>
<p>Design a healthy balanced meal for someone. Can you label all the food groups?</p>		<p>Ask a grown up at home for some food packaging/wrappers and sort these into the different food groups. Take a picture of your sorting.</p>
<p>Create a picture of you or someone in your family in the style of the artist Arcimboldo. He often uses fruit and vegetables to create his art.</p>	<p>Practise your 2s, 5s and 10 x tables on 'Hit the Button'. Can you beat your score? We have attached some sheets to help you practise.</p>	<p>Try saving energy in your house – turn off lights, gadgets, games when you're not using them. Help your parents put washing on the line if you have one. Can you think of other ways?</p>

These are suggested ideas. If you or your child has a different idea, have a go! Most importantly, have fun.

Remember your spellings, reading and Numbots

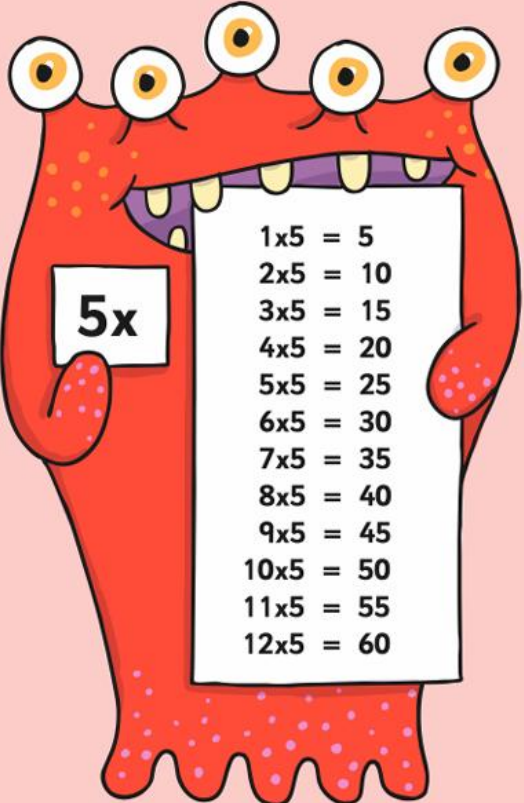




2x

1x2 = 2
2x2 = 4
3x2 = 6
4x2 = 8
5x2 = 10
6x2 = 12
7x2 = 14
8x2 = 16
9x2 = 18
10x2 = 20
11x2 = 22
12x2 = 24

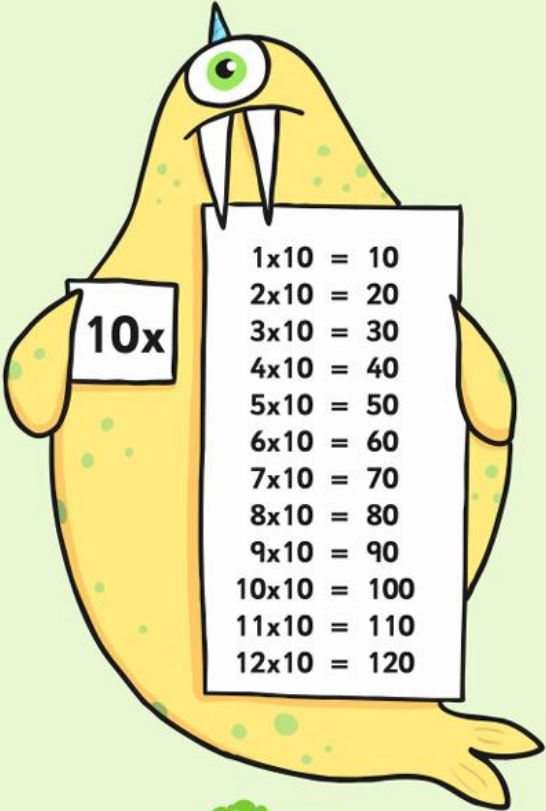
twinkl www.twinkl.co.uk



5x

1x5 = 5
2x5 = 10
3x5 = 15
4x5 = 20
5x5 = 25
6x5 = 30
7x5 = 35
8x5 = 40
9x5 = 45
10x5 = 50
11x5 = 55
12x5 = 60

twinkl www.twinkl.co.uk



10x

1x10 = 10
2x10 = 20
3x10 = 30
4x10 = 40
5x10 = 50
6x10 = 60
7x10 = 70
8x10 = 80
9x10 = 90
10x10 = 100
11x10 = 110
12x10 = 120

twinkl www.twinkl.co.uk