



# THE BISHOPSWOOD SCHOOLS FEDERATION

Bishopswood Infant and Junior School  
Barlows Road  
Tadley  
Hampshire  
RG26 3NA  
Juniors: 0118 9812738  
Executive Headteacher: Mr G Golding  
Executive Head of School: Mrs J Armes

Friday 27<sup>th</sup> February 2026

## Year 5 – Spring 2 2026

Dear Parents,

We hope you had an enjoyable half-term break. We are very much looking forward to the second part of the spring term. The following letter includes some reminders and an outline of the term ahead.

### Learning Challenge

Last term, the children thrived whilst studying our topic of World War II and we had an amazing time on our WWII day in school. This term, the learning challenge topic is 'May the force be with us', where we will investigate a variety of forces, including gravity, friction, air resistance and water resistance. We will also be taking part in a STEM workshop led by AWE, where the children will investigate pulleys, levers and other simple mechanisms to make catapults. We will be carrying out several practical investigations, which we hope the children will find both informative and enjoyable. In Design Technology, we will learn about hydraulics and pneumatics and then use our learning to create a monster with moving parts.

### Uniform

Please make sure that all uniform, PE kit, school bags, coats, shoes and lunch boxes are clearly labelled to avoid a build-up of lost property. PE is on a **Tuesday** this term. Children should come into school in their PE kit on this day, with their school jumper. Earrings should be taken out for PE (or taped until they can be removed), and long hair must be tied back. If a child does not wear the correct PE kit to school, they may not be able to do PE.

### Homework

We encourage the children to complete the following homework every week:

- Read **at least** 3 times a week (written and signed in homework diary by Friday please)
- Practise their weekly spelling words (tested and handed out on Friday)
- 15 minutes of Times Table Rockstars
- One piece from the homework grid (to be handed in on a Monday).

### Homework Diaries

Please continue to check and sign the diary regularly. To enable the children to become more independent, we encourage the children to show the teacher any messages in their diaries. It should be your child's responsibility to remind you that it needs to be signed.

### Key Dates





**3<sup>rd</sup> March** – AWE Catapulting Chaos Workshop

As this is a Tuesday afternoon, please note that PE this week will take place on **Friday 6<sup>th</sup> March**.

As always, if you have any questions, please do not hesitate to contact your child's class teacher.

Yours faithfully,  
Miss Feather, Mr Sargeant and Mr Morris

*At Bishopswood, we offer a rich and diverse curriculum that engages all children. Enriched activities that motivate children, enhancing their life opportunities is something that is very important to us.*

Year 5	May The Force Be With Us	
Subject	Areas Covered	
<b>Learning Enrichment</b>	Tuesday 3 <sup>rd</sup> March - Catapulting Chaos Workshops Thursday 5 <sup>th</sup> March - World Book Day	
<b>Reading:</b>	<ul style="list-style-type: none"> <li>- Fluency and stamina</li> <li>- Retrieval and recording</li> <li>- Inference</li> <li>- Meaning of vocabulary in context</li> </ul>	 
<b>Writing:</b>	<p><b>The Piano (Short Film)</b> Plan and write a narrative</p> <p><b>The Journey by Francesca Sanna</b> Plan and write a diary entry</p> <ul style="list-style-type: none"> <li>- Use relative clauses to add depth to sentences</li> <li>- Use expanded noun phrases for description.</li> <li>- Put emotion into writing using similes and metaphors</li> </ul>	 
<b>Mathematics</b>	<p><b>Fractions, Decimals and Percentages</b></p> <ul style="list-style-type: none"> <li>- Understand fractions and decimals up to thousandths</li> <li>- Round decimal numbers</li> <li>- Write decimal numbers as fractions and percentages</li> </ul> <p><b>Measurement and Geometry</b></p> <ul style="list-style-type: none"> <li>- Calculate the perimeter of polygons including rectilinear shapes</li> <li>- Find the area of rectangles and compound shapes</li> <li>- Estimate the area of polygons</li> </ul> <p><b>Statistics</b></p> <ul style="list-style-type: none"> <li>- Draw, read and interpret line graphs</li> <li>- Read and understand two-way tables</li> <li>- Read and interpret timetables</li> </ul>	
<b>Science</b>	<p><b>Forces</b></p> <ul style="list-style-type: none"> <li>- Identify the different forces that come into action and explore properties.</li> <li>- Look at the work of famous scientists such as Newton and Galileo.</li> <li>- Understand the effects of gravity, air resistance, water resistance and friction.</li> <li>- Understand simple mechanisms including pulleys and gears</li> <li>- Recognise that some mechanisms have a smaller force to have a greater effect.</li> </ul>	
<b>Design and Technology</b>	<ul style="list-style-type: none"> <li>- Explore how hydraulics and pneumatics work.</li> <li>- Design, create and evaluate a monster that uses hydraulic/pneumatic pressure to move.</li> </ul>	
<b>Computing</b>	<ul style="list-style-type: none"> <li>- Use Scratch to create a number machine.</li> </ul>	
<b>Music</b>	<p><b>Frozen Lands</b></p> <ul style="list-style-type: none"> <li>- Listen and respond to music using movement and art</li> <li>- Sing a simple song in three-part round</li> <li>- Explore a minor scale and its effect on a piece of music</li> <li>- Compose a piece of atmospheric music using tuned and untuned instruments</li> </ul>	
<b>Physical Education</b>	<p><b>Hockey and Basketball</b></p> <ul style="list-style-type: none"> <li>- Teamwork and following the rules of a game</li> <li>- Skills including dribbling and scoring</li> </ul>	
<b>My Happy Mind</b>	<p><b>Appreciate</b></p> <p>What is appreciation? How can we appreciate others and what they do for us?</p>	
<b>RE</b>	<p><b>Sacrifice</b></p> <ul style="list-style-type: none"> <li>- Explain Jesus' sacrifice linked to the Easter story</li> <li>- Evaluate whether Jesus' sacrifice was worthwhile and what it means to Christians</li> <li>- Explain what sacrifice means to us and describe a time when a sacrifice was made</li> </ul>	
<b>Spanish</b>	<p><b>La Clase</b></p> <ul style="list-style-type: none"> <li>- Remember and recall 12 classroom objects with their indefinite article.</li> <li>- Replace an indefinite article with a possessive adjective.</li> <li>- Say and write what they have and do not have in their pencil case.</li> </ul>	