











Year 6 Homework Grid – Spring: The Mayans

In the kitchen...	Getting arty...		Creative writing ...
<p>Design and carry out your own experiment about reversible and irreversible changes. What happens to an egg when you heat it? Can you return it to its original state?</p> 	<p>Design and create a model of a Mayan temple.</p> 	<p>Read about Mayan Gods. Then draw a "new" God of your own design. Make sure you name them and explain what they are the God of...</p> 	<p>Research Mayan myths. Retell your favourite one, in any form you like: poem, comic strip, story book. Use your imagination!</p>   <p>The Mayans loved chocolate. Research the journey chocolate takes from the tree to the supermarket. Create a guide to how chocolate is made!</p>
<p>Ancient Mayans enjoyed many different foods including tortillas, tamales, and guacamole! Try making and eating some traditional Mayan food. Take photos or write about what you did.</p> 	 <p>Mayans took great care in styling their hair. They would wear elaborate headdresses on top. Design or make your own Mayan headdress.</p>	<p>Create a poster advertising a Mayan chocolate bar you have invented!</p> 	<p>Make a fact file about one (or more) of the Mayan Gods.</p>  <div style="text-align: center;"> <p>Name: _____ Date: _____ Pe</p> <h3 style="margin: 0;">The Mayans</h3>  </div> <div style="font-size: small; margin-top: 10px;"> <p>Across</p> <p>4. The Maya solar calendar that was used to measure time and had 365 days.</p> <p>6. A book or codes that described Maya.</p> <p>Down</p> <p>1. The Maya underworld.</p> <p>2. The most powerful city; the start of the Post-classic.</p> </div> <p>Create a crossword or wordsearch linked to the Mayans. Use vocabulary specific to the Mayans.</p>

