



BISHOPSWOOD INFANT SCHOOL

Bishopswood Infant School
Barlows Road
Tadley
Hampshire
RG26 3NA
Executive Headteacher: Mr G Golding
Executive Head of School: Mrs J Armes

Friday 7th November 2025

Spellings

Dear Parents and Carers,

Today all children will be given their first spelling list. The spelling lists have been stuck into their new spelling books for them to practise at home.

As part of the National Curriculum, there are specific words that children are expected to learn by the end of Year 1 and Year 2 that are linked to our phonics scheme. To ensure children not only learn the words for the test but also are able to apply them in their writing, **we will be teaching the children a new set of words every 2 weeks.** These will be practised in school and your help in supporting them to practise at home is appreciated.

Spelling Tests

Spelling tests will take place every other Friday, with the first test scheduled for **Friday 21st November**. Children will then receive a new list to begin practising. While we aim to hold tests on Fridays, there may occasionally be changes due to other events. In such cases, children will be tested as close to the planned date as possible, either before or after.

Practising Spellings at Home







Children benefit most from practising their spellings regularly in short sessions. We kindly ask that spelling practice is not completed in the spelling books. Instead, please use plain paper, whiteboards, or any other suitable materials at home. Attached to this letter is a table of different ways your child might like to practise their spellings.

We thank you in advance for your support during the transition period. If you have any questions or concerns, please speak to your child's class teacher.

Many thanks,

Year 1 Team

Spelling Pick 'n' Mix

<p>Spell Shower</p> <p>Build up your words in a shower!</p> <p style="text-align: center;">S SH SHO SHOW SHOWE SHOWER</p>	<p>Rainbow Letters</p> <p>Write your spellings using a different colour for each</p> <p style="text-align: center;">letter</p>	<p>Left Hand / Right Hand</p> <p>Write your spellings with your writing hand then write them again with the other hand. Can you write a word with both hands at once?</p>	<p>Memory Prompt</p> <p>Make up a memory prompt – always include the spelling somewhere in the prompt. For example –</p> <p style="text-align: center;">LAUGH Laugh And U Giggle Helplessly</p>	<p>Cut up Spellings</p> <p>With an adult, cut out letters from an old newspaper or magazine and create your spellings in your homework book.</p> 
<p>Speedy Spellings</p> <p>Set a timer. How many times can you write your word correctly in the time you have chosen?</p> 	<p>Syllable Sort</p> <p>Split each word into syllables. Use a different colour for each syllable -</p> <p style="text-align: center;">camera</p>	<p>Spelling Shapes</p> <p>Write your spelling and draw around it. Now cover the word, draw the shape and fill the letters in.</p> 	<p>Silly Sentences</p> <p>Write a 'silly sentence' for each of your spellings.</p> 	<p>Words in Words</p> <p>Find words inside your spellings and write them down. Can you see a rat in separate?</p> 
<p>Vowel Quest</p> <p>Write all of your words leaving a line where the vowel should be. Can you go back and add in the vowels?</p> <p style="text-align: center;">h_se c_ght</p>	<p>TheLineofWords</p> <p>Write your spellings with no space between them – how long can you make your</p> <p style="text-align: center;">lineofwords?</p> <p>Use two colours so you can see where one word ends and another starts.</p>	<p>Colour Tracing</p> <p>Write each word with a pencil. Carefully trace over the word with a different colour. Now trace over with a second colour!</p>	<p>Alphabetical</p> <p>Write your spellings in alphabetical order. If the spellings start with the same letter, look at the next letter.</p> 	<p>Word Fill</p> <p>Write the first letter of your spelling in large 'bubble writing'. Now fill in the shape by writing your word as many times as you can.</p>